




SPARKY

LOGO GUIDE

CONTENTS

1. SPARKY Logo
2. SPARKY Professional Logo Case 01
3. SPARKY Professional Logo Case 02
4. SPARKY Professional Logo Case 03
5. SPARKY Professional Logo Case 04


Basic elements, proportion, composition



0,86.x
The height of the "S" letter is to be measured from the tops of both triangles in the square sign
(*"S" is higher than the other letters, due to the soecific font geometry*)

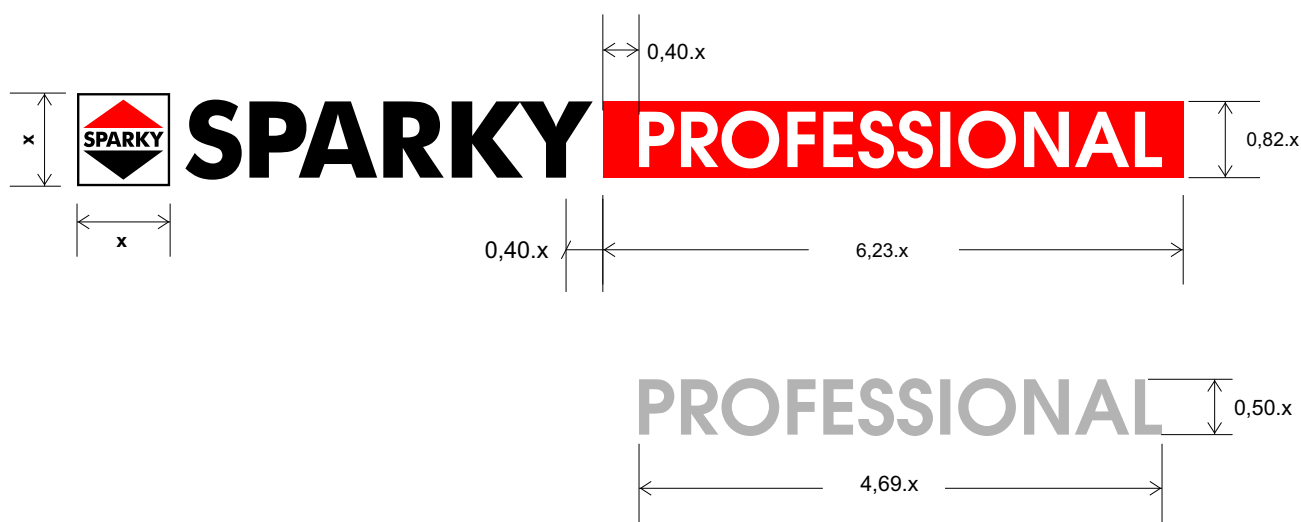
SPARKY Professional Logo, Case 01

Basic elements, proportion, composition



SPARKY Professional Logo, Case 02

Basic elements, proportion, composition

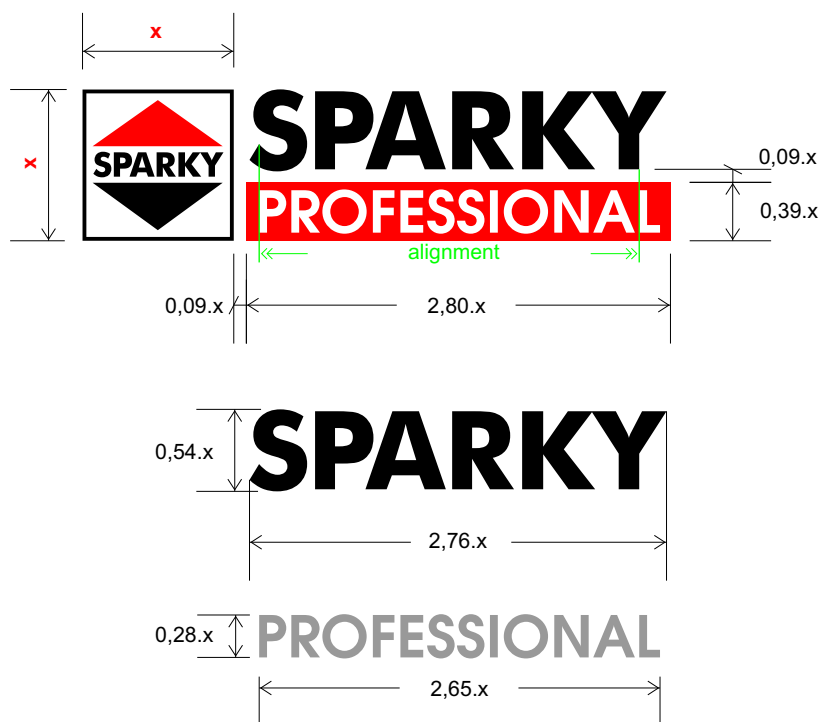


SPARKY Professional Logo, Case 03

Basic elements, proportion, composition



The logo above on red background



SPARKY Professional Logo, Case 04

Basic elements, proportion, composition

